







Use this Site survey form to help you identify required signs for your office, factory or worksite. Display signs to educate employees and visitors about company procedures and safety policies, and to warn of hazards. Brady products are manufactured under the QA standard ISO 9001:2000 and where possible the relevant Australian Standard. Further information is available in Brady's unique regulations foldout - located at the front of our latest Brady catalogue. As a general rule we recommend metal signs for outdoor use and poly signs for indoors. Customers should determine the most suitable size and material for their own application. Although Brady signs comply to AS1319:1994 and NZS 5807, we recommend that you consult your industry's relevant regulating body or specific Australian Standard to ensure that your business is compliant with all areas of safety. To use this form, simply tick the corresponding box for the sign(s) you require and note the quantity needed. A space has been provided so you can make note of alternative part numbers where the suggested sign material or size is not suitable. All part numbers are sold as each's unless specified otherwise.

To place your order fax the completed survey to your local Brady distributor or call our Customer Service Team on Free Phone 1800 620 816 for details of your nearest distributor.






Part Description (Recommendation Only - For alternative sizes and materials refer to the page specified)	Part No.	Page No.	Material	Size	List Price (EX-GST)	Tick box if Required	Qty	Comments Or Alternative Part No.
General Safety - Cleaning Areas & Floor Marking								
First Aid for Burns	844187	215	Laminated	580 x 830	59.90	<input type="checkbox"/>	---	
First Aid for Eyes	844189	215	Laminated	580 x 830	59.90	<input type="checkbox"/>	---	
Resuscitation	844190	215	Laminated	594 x 420	54.90	<input type="checkbox"/>	---	
Electric Shock	844393	215	Laminated	420 x 590	54.90	<input type="checkbox"/>	---	
Pipe Marking Chart	844394	137	Laminated	490 x 660	34.50	<input type="checkbox"/>	---	
Soft Tissue Injury	844395	215	Laminated	594 x 420	54.90	<input type="checkbox"/>	---	
First Aid Kit Wall Mounted (Specify State Kit is required for. See page 90)	-	220			-	<input type="checkbox"/>	---	
First Aid Kit (In All Commercial Vehicles)	844437	220		242x242x67	99.90	<input type="checkbox"/>	---	
Watch Your Step Floor Stand	841988	173		670 High	54.90	<input type="checkbox"/>	---	
Do Not Enter Cleaning In Progress (Any area where cleaning is in progress)	841990	173		670 High	54.90	<input type="checkbox"/>	---	
Floor marking tape to identify mandatory condition area's (Blue)	58221	187	B-725 Vinyl	75 x 33m	52.50	<input type="checkbox"/>	---	
Floor marking tape to identify safe walking areas (Yellow)	68813	187	B-725 Vinyl	48 x 36m	64.90	<input type="checkbox"/>	---	
Floor marking tape to identify hazardous areas (Black & Yellow)	68814	187	B-725 Vinyl	48 x 36m	64.90	<input type="checkbox"/>	---	
Lunch And Meals Areas								
Boiling Water (Place on Hot water urns and heaters) (Pk of 5)	846814	241	SS Vinyl	125 x 90	18.50	<input type="checkbox"/>	---	
Boiling Water (Place on large commercial urns)	846069	241	SS Vinyl	250 x 180	11.90	<input type="checkbox"/>	---	
Hot Surface (Pack of 5)	848021	261	SS Vinyl	125 x 90	18.50	<input type="checkbox"/>	---	
No Smoking Smoke Free Act 2000 (NSW)	840560	266	Poly	125 x 90	18.50	<input type="checkbox"/>	---	
No Smoking	841837	266	Metal	300 x 225	21.90	<input type="checkbox"/>	---	
								
								
Toilets And Shower Block Doors								
No Smoking (Place on toilet doors) (Pack of 5)	833326	261	SS Vinyl	125 x 90	18.50	<input type="checkbox"/>	---	
No Smoking (Place at entry point)	841837	266	Metal	300 x 225	21.90	<input type="checkbox"/>	---	
Open Door With Care	836650	241	SS Vinyl	250 x 180	11.90	<input type="checkbox"/>	---	
Beware Of Opening Door	836649	241	SS Vinyl	250 x 180	11.90	<input type="checkbox"/>	---	
Watch Your Step	840826	242	Poly	300 x 225	19.50	<input type="checkbox"/>	---	
								
Doors Without Windows								
Beware Of Opening Door	836649	241	SS Vinyl	250 x 180	11.90	<input type="checkbox"/>	---	
Open Door With Care	836650	241	SS Vinyl	250 x 180	11.90	<input type="checkbox"/>	---	
								
Doors Leading To Stairs								
Open Door With Care	836650	241	SS Vinyl	250 x 180	11.90	<input type="checkbox"/>	---	
Watch Your Step	840828	242	SS Vinyl	250 x 180	11.90	<input type="checkbox"/>	---	
Beware Of Opening Door	836649	241	SS Vinyl	250 x 180	11.90	<input type="checkbox"/>	---	
								
Stairs And Ladders								
Authorised Personnel Only	835253	231	Poly	600 x 450	26.90	<input type="checkbox"/>	---	
Danger Keep Out Authorised Personnel Only	842254	249	Poly	600 x 450	26.90	<input type="checkbox"/>	---	
Use Hand Rail	833234	242	Poly	450 x 180	21.50	<input type="checkbox"/>	---	
Face Ladder Climb Slowly	840860	241	Metal	450 x 300	23.90	<input type="checkbox"/>	---	
								

Part Description (Recommendation Only - For alternative sizes and materials refer to the page specified)	Part No.	Page No.	Material	Size	List Price (EX-GST)	Tick box if Required	Qty	Comments Or Alternative Part No.
Workshop And Plant Rooms/Machines (lathes,bench/pedestal grinders, drill press, milling machines etc.)								
Keep Hands Clear (Pack of 5)	840478	261	SS Vinyl	125 x 90	18.50	<input type="checkbox"/>	___	
Sharp Edges - Watch Your Fingers	840377	241	Poly	600 x 450	26.90	<input type="checkbox"/>	___	
Do Not Operate While Wearing Gloves Or Loose Clothing	840407	231	Poly	450 x 180	21.50	<input type="checkbox"/>	___	
Do Not Drink	841143	239	Poly	300 x 225	19.50	<input type="checkbox"/>	___	
Emergency Stop	842623	243	Poly	300 x 225	19.50	<input type="checkbox"/>	___	
Emergency Stop (Smaller labels Pack of 5)	848100	243	SS	90 x 125	18.50	<input type="checkbox"/>	___	
Do Not Watch Welding Arc	835369	241	Poly	600 x 450	26.90	<input type="checkbox"/>	___	
Low Head Room	841393	241	Poly	300 x 225	19.50	<input type="checkbox"/>	___	
How To Lift	835677	262	Poly	600 x 450	26.90	<input type="checkbox"/>	___	
Danger Compressed Air	835138	238	Poly	600 x 450	26.90	<input type="checkbox"/>	___	
Danger Pinch Point	840504	238	Poly	600 x 450	26.90	<input type="checkbox"/>	___	
Danger 415V (Switchboards enclosures, control & junction boxes) (Pack of 5)	833342	260	SS Vinyl	125 x 90	18.50	<input type="checkbox"/>	___	
Workshop And Plant Room Entry Points								
All Visitors Report To Office	840015	246	Metal	450 x 180	22.90	<input type="checkbox"/>	___	
No Entry / Authorised only (with picto)	834010	231	Metal	600 x 450	28.90	<input type="checkbox"/>	___	
Office	841559	251	Poly	450 x 180	21.50	<input type="checkbox"/>	___	
No Smoking	832312	266	Metal	600 x 450	28.90	<input type="checkbox"/>	___	
Danger Compressed Air	835138	238	Poly	600 x 450	26.90	<input type="checkbox"/>	___	
Floor marking tape to identify safe walking area from door to office (Yellow)	68813	161	B-725 Vinyl	48 x 36m	65.90	<input type="checkbox"/>	___	
Electric Arc Welding In Progress	841381	241	Poly	600 x 450	26.90	<input type="checkbox"/>	___	
This Protective Equipment Must Be Worn Beyond This Point (With appropriate PPE discs)	832109	234	Metal	900 x 600	64.90	<input type="checkbox"/>	___	
Foot Protection	833008	229	SS Vinyl	200 Dia	9.50	<input type="checkbox"/>	___	
Protective Clothing	833187	229	SS Vinyl	200 Dia	9.50	<input type="checkbox"/>	___	
Hearing & Eye Protection	834591	229	SS Vinyl	200 Dia	9.50	<input type="checkbox"/>	___	
Cylinders Must Be Chained	833189	229	SS Vinyl	200 Dia	9.50	<input type="checkbox"/>	___	
Danger Open Pit	832421	249	Metal	600 x 450	28.90	<input type="checkbox"/>	___	
Spill Control Station	841316	243	Poly	600 x 450	26.90	<input type="checkbox"/>	___	
Computer Controlled Equipment								
Danger Equipment Starts Automatically (Pack of 5)	838810	238	SS Vinyl	125 x 90	18.50	<input type="checkbox"/>	___	
Danger Equipment Starts Automatically	840458	238	Poly	600 x 450	26.90	<input type="checkbox"/>	___	
Danger Pinch Point (Pack of 5)	833294	260	SS Vinyl	125 x 90	18.50	<input type="checkbox"/>	___	
Danger Keep Hands Clear (Pack of 5)	838812	238	SS Vinyl	125 x 90	18.50	<input type="checkbox"/>	___	
Guards Must Be Used	841110	229	Poly	300 x 225	19.50	<input type="checkbox"/>	___	
Danger Automatically Controlled May Start At Any Time (Pack of 5)	840437	260	SS Vinyl	125 x 90	18.50	<input type="checkbox"/>	___	
Danger Automatically Controlled May Start At Any Time	840432	238	Poly	600 x 450	26.90	<input type="checkbox"/>	___	
Hot Work And/Or Hot Surfaces								
Danger Hot	840445	238	Metal	600 x 450	28.90	<input type="checkbox"/>	___	
Hot Surface (Pack of 5)	833286	261	SS Vinyl	125 x 90	18.50	<input type="checkbox"/>	___	
HOT (Pack of 5)	848021	261	SS Vinyl	90 x 125	18.50	<input type="checkbox"/>	___	
High Voltage Areas/Substations †								
Danger High Voltage (This is the recommended sign for entry gates)	832424	249	Metal	600 x 450	28.90	<input type="checkbox"/>	___	
Authorised Personnel Only	834733	231	Metal	600 x 450	28.90	<input type="checkbox"/>	___	
Danger High Voltage Keep Out	848093	236	Metal	600 x 450	28.90	<input type="checkbox"/>	___	
High Voltage Risk Of Electrocutation Keep Out... etc.	848089	231	Metal	600 x 450	28.90	<input type="checkbox"/>	___	
Don't Touch Electrocutation Hazard Picto (use in conjunction with 848093)	847354	236	Metal	450 x 450	27.90	<input type="checkbox"/>	___	
Danger Live Wires	835791	236	Poly	600 x 450	26.90	<input type="checkbox"/>	___	
Danger High Voltage Authorised Personnel Only	840879	236	Poly	600 x 450	26.90	<input type="checkbox"/>	___	
Danger 415 Volt (Switchboards & Control Boxes & Outlets) (Pack of 5)	833342	260	SS Vinyl	125 x 90	18.50	<input type="checkbox"/>	___	
Danger 240 Volt (Switchboards & Control Boxes & Outlets) (Pack of 5)	833343	260	SS Vinyl	125 x 90	18.50	<input type="checkbox"/>	___	
Danger High Voltage Overhead	835789	236	Poly	600 x 450	26.90	<input type="checkbox"/>	___	
Boiler Rooms								
Danger Live Steam	841278	238	Poly	450 x 300	22.50	<input type="checkbox"/>	___	
Low Head Room	841393	241	Poly	300 x 225	19.50	<input type="checkbox"/>	___	
No Entry / Authorised only (with picto)	834010	231	Metal	600 x 450	28.90	<input type="checkbox"/>	___	

† Please Note: to comply with the AS/NZS 3000:2000 Electrical Installation (Wiring Rules), purchase signs in 300x450 or larger to ensure the correct character height of text.

Part Description (Recommendation Only - For alternative sizes and materials refer to the page specified)	Part No.	Page No.	Material	Size	List Price (EX-GST)	Tick box if Required	Qty	Comments Or Alternative Part No.
Manual Handling Areas								
Watch Your Step (Where trip hazards may be present)	840826	242	Poly	300 x 225	19.50	<input type="checkbox"/>	—	
Avoid Injury - Use Mechanical Means	842229	262	Poly	600 x 450	26.90	<input type="checkbox"/>	—	
Avoid Injury - Carrying	842230	262	Poly	600 x 450	26.90	<input type="checkbox"/>	—	
Avoid Injury - Lifting	842231	262	Poly	600 x 450	26.90	<input type="checkbox"/>	—	
Avoid Injury - Climbing	842232	262	Poly	600 x 450	26.90	<input type="checkbox"/>	—	
Avoid Injury - Jumping	842234	262	Poly	600 x 450	26.90	<input type="checkbox"/>	—	
Avoid Injury - Choose a comfortable working position	842235	262	Poly	600 x 450	26.90	<input type="checkbox"/>	—	
Avoid Injury - Twisting	842236	262	Poly	600 x 450	26.90	<input type="checkbox"/>	—	
How To Lift	835677	262	Poly	600 x 450	26.90	<input type="checkbox"/>	—	
Avoid Injury - Reaching	842233	262	Poly	600 x 450	26.90	<input type="checkbox"/>	—	
Loading Docks Load Ramps And Sale Yard Stock Ramps								
Do Not Climb on Or Jump Off Dock	835738	271	Poly	600 x 450	26.90	<input type="checkbox"/>	—	
This Gate Must Remain Closed When Not In Use	846131	249	Metal	600 x 450	28.90	<input type="checkbox"/>	—	
No Deliveries (Specify custom hours of operation)	847187	271	Metal	600 x 450	44.90	<input type="checkbox"/>	—	
Receiving Mon-Fri (Specify custom hours of operation)	847188	271	Metal	600 x 450	44.90	<input type="checkbox"/>	—	
Shipping & Receiving Mon-Fri (Specify custom hours of operation)	847189	271	Metal	600 x 450	44.90	<input type="checkbox"/>	—	
Maximum Allowable Shelf Load	835918	271	Poly	600 x 450	26.90	<input type="checkbox"/>	—	
Maximum Allowable Mezzanine Load	835914	271	Poly	600 x 450	26.90	<input type="checkbox"/>	—	
Forklift Operating Areas								
Watch Out Forklift Operating Area	841744	241	Poly	600 x 450	26.90	<input type="checkbox"/>	—	
Watch Out For Pedestrians	844439	241	Poly	600 x 450	26.90	<input type="checkbox"/>	—	
Forklifts Keep to Walking Pace Watch Out For Pedestrians	847431	258	Poly	600 x 450	26.90	<input type="checkbox"/>	—	
Do Not Travel With Raised Loads	843500	258	Poly	600 x 450	26.90	<input type="checkbox"/>	—	
10 KLM (Use Class 2 REF if night time Operation)	833941	150	C2 Ref.Alum	600 x 450	96.50	<input type="checkbox"/>	—	
10 KLM	833969	150	Metal	600 x 450	28.90	<input type="checkbox"/>	—	
5 KLM (Use Class 2 REF if night time Operation)	843210	150	C2 Ref.Alum	600 x 450	96.50	<input type="checkbox"/>	—	
5 KLM	843212	150	Metal	600 x 450	28.90	<input type="checkbox"/>	—	
No Riders	835920	271	Poly	600 x 450	26.90	<input type="checkbox"/>	—	
Blind Intersection Sound Horn	843527	258	Metal	450 x 300	23.90	<input type="checkbox"/>	—	
Pedestrians Keep To Marked Walkway	847426	258	Poly	600 x 450	26.90	<input type="checkbox"/>	—	
Yard Entry To Industrial Plants/Worksites								
No Entry	841850	150	Metal	600 x 450	28.90	<input type="checkbox"/>	—	
NO Exit	841852	150	Metal	600 x 450	28.90	<input type="checkbox"/>	—	
NO Exit (Use Class 2 REF if night time Operation)	841853	150	C2 Ref.Alum	600 x 450	96.50	<input type="checkbox"/>	—	
Exit Only	841872	150	Metal	600 x 450	28.90	<input type="checkbox"/>	—	
Exit Only (Use Class 2 REF if night time Operation)	841873	150	C2 Ref.Alum	600 x 450	96.50	<input type="checkbox"/>	—	
No Entry (Use Class 2 REF if night time Operation)	833948	150	C2 Ref.Alum	750 x 450	119.00	<input type="checkbox"/>	—	
Enter Only	841870	150	Metal	600 x 450	28.90	<input type="checkbox"/>	—	
Enter Only (Use Class 2 REF if night time Operation)	841871	150	C2 Ref.Alum	600 x 450	96.50	<input type="checkbox"/>	—	
Alcohol Not Permitted On Site	832437	231	Metal	600 x 450	28.90	<input type="checkbox"/>	—	
Parking Areas								
Visitor Parking (Reflective) ←	832760	153	C2 Ref.Alum	450 x 300	59.90	<input type="checkbox"/>	—	
Visitor Parking ←	832761	152	Metal	450 x 300	23.90	<input type="checkbox"/>	—	
Visitor Parking (Reflective) →	832769	153	C2 Ref.Alum	450 x 300	59.90	<input type="checkbox"/>	—	
Visitor Parking →	832770	152	Metal	450 x 300	23.90	<input type="checkbox"/>	—	
Visitor Parking (Reflective)	832771	153	C2 Ref.Alum	450 x 300	59.90	<input type="checkbox"/>	—	
Visitor Parking	832772	152	Metal	450 x 300	23.90	<input type="checkbox"/>	—	
Building Sites								
Site Office	840019	250	Metal	600 x 450	28.90	<input type="checkbox"/>	—	
All Visitors Must Report To Site Office	842144	229	Metal	600 x 450	28.90	<input type="checkbox"/>	—	
Visitors Parking	833986	250	Metal	450 x 300	23.90	<input type="checkbox"/>	—	
Lunch Room	839160	250	Poly	450 x 300	22.50	<input type="checkbox"/>	—	
Watch Out For Pedestrians (2 REF if night time Operation)	844440	242	Metal	600 x 450	28.90	<input type="checkbox"/>	—	
This Protective Equipment Must Be Worn On This Site	846122	230	Flute	900 x 600	32.90	<input type="checkbox"/>	—	
Empty Cylinders	835121	250	Poly	450 x 300	22.50	<input type="checkbox"/>	—	
Full Cylinders	835120	250	Poly	450 x 300	22.50	<input type="checkbox"/>	—	
(Warning) Overhead Crane	832093	241	Metal	600 x 450	28.90	<input type="checkbox"/>	—	
Danger High Voltage Overhead	835789	236	Poly	600 x 450	26.90	<input type="checkbox"/>	—	
Danger Compressed Air	835138	238	Poly	600 x 450	26.90	<input type="checkbox"/>	—	
Sign Stand	842250	155	Zinc Plated	600 x 450	72.50	<input type="checkbox"/>	—	
Danger Workers Above	835818	249	Poly	600 x 450	26.90	<input type="checkbox"/>	—	

Part Description (Recommendation Only - For alternative sizes and materials refer to the page specified)	Part No.	Page No.	Material	Size	List Price (EX-GST)	Tick box if Required	Qty	Comments Or Alternative Part No.
Building Sites Continued								
Danger Workers Below	835820	249	Poly	600 x 450	26.90	<input type="checkbox"/>	---	
Danger Construction Site Keep Out Authorised Personnel Only	832438	249	Metal	600 x 450	28.90	<input type="checkbox"/>	---	
Authorised Personnel Only	835253	231	Poly	600 x 450	26.90	<input type="checkbox"/>	---	
All Electrical Leads & Power Tools Must Be Checked & Tagged Before Being Used On site	832430	250	Metal	600 x 450	28.90	<input type="checkbox"/>	---	
Danger Keep All Leads 2.5m Above Floor or Ground Level	840106	249	Metal	600 x 450	28.90	<input type="checkbox"/>	---	
Danger Open Hole	847795	264	C2 Ref.Metal	600 x 450	71.50	<input type="checkbox"/>	---	
Danger High Voltage Overhead	840875	236	Metal	600 x 450	28.90	<input type="checkbox"/>	---	
Danger Underground Cables	840891	236	Metal	600 x 450	28.90	<input type="checkbox"/>	---	
Danger Confined Space	841773	145	Metal	600 x 450	28.90	<input type="checkbox"/>	---	
Danger Deep Excavation	832446	249	Metal	600 x 450	28.90	<input type="checkbox"/>	---	
Danger Look Out For Moving Vehicles	832576	238	Metal	600 x 450	28.90	<input type="checkbox"/>	---	
Do Not Drink	841143	239	Poly	300 x 225	19.50	<input type="checkbox"/>	---	
No Riders	835920	271	Poly	600 x 450	26.90	<input type="checkbox"/>	---	
Do Not Travel With Raised Loads	843500	258	Poly	600 x 450	26.90	<input type="checkbox"/>	---	
Blind Intersection Sound Horn	843527	258	Metal	450 x 300	23.90	<input type="checkbox"/>	---	
Low Head Room	841393	241	Poly	300 x 225	19.50	<input type="checkbox"/>	---	
Confined Spaces								
Danger Confined Space	841773	145	Metal	600 x 450	28.90	<input type="checkbox"/>	---	
No Entry Without A Confined Space Permit	835225	145	Poly	600 x 450	26.90	<input type="checkbox"/>	---	
Hazchem Sites/Dangerous Goods								
Hazchem (On Vehicle Entry Points To Site)	832041	144	Metal	600 x 125	24.90	<input type="checkbox"/>	---	
MSDS Located Here	841311	243	Poly	600 x 450	26.90	<input type="checkbox"/>	---	
MSDS Folder	58678	146	Binder	3 Ring	32.50	<input type="checkbox"/>	---	
Manifest Cabinet (where required)	845557	146	Steel	500x400x130	519.00	<input type="checkbox"/>	---	
No Entry / Authorised only	834010	231	Metal	600 x 450	28.90	<input type="checkbox"/>	---	
No Food Or Drink In This Area	835209	239	Poly	450 x 300	22.50	<input type="checkbox"/>	---	
Combustible Liquid	845851	144	Metal	1500 x 150	60.50	<input type="checkbox"/>	---	
Hazchem	832041	144	Metal	600 x 125	24.90	<input type="checkbox"/>	---	
Flammable Liquid Storage Areas								
Danger No Smoking Flammable Liquids Keep Fire Away	842710	239	Poly	600 x 450	26.90	<input type="checkbox"/>	---	
Do not use Mobile Phones	835224	239	Poly	450 x 300	22.50	<input type="checkbox"/>	---	
Flammable Liquid 3 Diamond	842807	143	Poly	250 Sq	19.90	<input type="checkbox"/>	---	
Toxic & or Flammable vapors may be present (Entrances and/or Approaches)	845875	242	Poly	450 x 300	22.50	<input type="checkbox"/>	---	
LPG Storage Areas								
Danger No Smoking Flammable Gases Keep Fire Away	840540	239	Poly	600 x 450	26.90	<input type="checkbox"/>	---	
Do not use Mobile Phones	835224	239	Poly	450 x 300	22.50	<input type="checkbox"/>	---	
Flammable Gas 2 Diamond	842803	143	Poly	250 Sq	19.90	<input type="checkbox"/>	---	
All Cylinders Must Be Chained	835046	229	Poly	600 x 450	26.90	<input type="checkbox"/>	---	
Combustible Liquids Storage Areas								
Danger No Smoking Flammable Gases Keep Fire Away	840540	239	Poly	600 x 450	26.90	<input type="checkbox"/>	---	
Danger No Smoking Combustible Liquids Keep Fire Away	841169	239	Poly	600 x 450	26.90	<input type="checkbox"/>	---	
Oxygen Storage Areas								
Oxidizing Gas 2 Diamond	842805	143	Poly	250 Sq	19.90	<input type="checkbox"/>	---	
All Cylinders Must Be Chained	835046	229	Poly	600 x 450	26.90	<input type="checkbox"/>	---	
Argoshield Storage Areas								
Non Flammable Non Toxic Gas 2 Diamond	842804	143	Poly	250 Sq	19.90	<input type="checkbox"/>	---	
All Cylinders Must Be Chained	835046	229	Poly	600 x 450	26.90	<input type="checkbox"/>	---	

Part Description (Recommendation Only - For alternative sizes and materials refer to the page specified)	Part No.	Page No.	Material	Size	List Price (EX-GST)	Tick box if Required	Qty	Comments Or Alternative Part No.
Acetylene Storage Areas								
All Cylinders Must Be Chained	835046	229	Poly	600 x 450	26.90	<input type="checkbox"/>	—	
Flammable Gas 2 Diamond	842803	143	Poly	250 Sq	19.90	<input type="checkbox"/>	—	
								
Battery Charging Areas								
Danger Battery Charging / Charge must be shut off before etc. (Dual Sign)	842858	239	Poly	600 x 450	26.90	<input type="checkbox"/>	—	
Danger Battery Charging / No Smoking or Naked Flames (Dual Sign)	842865	239	Poly	600 x 450	26.90	<input type="checkbox"/>	—	
Corrosive 8 Diamond	842819	143	Poly	250 Sq	19.90	<input type="checkbox"/>	—	
Battery Safety Do's And Don'ts	846390	258	Metal	720 x 450	32.90	<input type="checkbox"/>	—	
								
Compressed Air Areas - (where compressed air is used as a hand-held blower)								
Danger Compressed Air (Every Outlet) (Pack of 5)	842508	260	SS Vinyl	125 x 90	18.50	<input type="checkbox"/>	—	
Compressed Air Pipe Marking (Pack of 10)	877277	133	SS Vinyl	31 x 475	26.50	<input type="checkbox"/>	—	
Danger Compressed Air Serious Injury Or Death	835138	238	Poly	600 x 450	26.90	<input type="checkbox"/>	—	
								
Emergency Information								
MSDS located Here	841311	243	Poly	600 x 450	26.90	<input type="checkbox"/>	—	
Spill Control Station	841316	243	Poly	600 x 450	26.90	<input type="checkbox"/>	—	
Emergency Stretcher	841536	243	Metal	450 x 300	23.90	<input type="checkbox"/>	—	
Emergency Assembly Point	832491	244	Metal	600 x 450	28.90	<input type="checkbox"/>	—	
Exit - New BradyGlo non-electric	90887	224	Wall Mount	200 x 380	236.50	<input type="checkbox"/>	—	
Exit Light Single Sided - Electric	842466	223	Wall Mount	218x374x72	262.90	<input type="checkbox"/>	—	
Emergency Eye Wash	832190	243	Metal	600 x 450	28.90	<input type="checkbox"/>	—	
Emergency Eye & Shower Wash	832379	243	Metal	600 x 450	28.90	<input type="checkbox"/>	—	
Emergency Telephone	832381	243	Metal	450 x 300	23.90	<input type="checkbox"/>	—	
Emergency Shower	835325	243	Poly	450 x 300	22.50	<input type="checkbox"/>	—	
								
Fire Fighting Equipment								
Notice Of Offences Regulations Relating To Fire Exits	832887	226	Poly	250 x 180	16.50	<input type="checkbox"/>	—	
Fire Alarm	834061	225	Metal	600 x 450	28.90	<input type="checkbox"/>	—	
Fire Blanket	835971	225	Metal	450 x 300	23.90	<input type="checkbox"/>	—	
Fire Fighting Water Pipe Marking (Pack of 10)	860056	134	SS Vinyl	31 x 475	26.50	<input type="checkbox"/>	—	
Fire Fighting Water Pipe Marking (Pack of 10)	890455	134	SS Vinyl	57 x 475	31.50	<input type="checkbox"/>	—	
Fire Hydrant & Hose Reel	835972	225	Metal	600 x 450	28.90	<input type="checkbox"/>	—	
Fire Hose Reel	834067	225	Metal	600 x 450	28.90	<input type="checkbox"/>	—	
								
First Aid Areas								
First Aid (Outside First Aid room)	832185	243	Poly	600 x 450	26.90	<input type="checkbox"/>	—	
First Aid (On Commercial Vehicles) (Pack of 5)	840046	261	SS Vinyl	125 x 90	18.50	<input type="checkbox"/>	—	
First Aid Station (Above First aid Station)	840000	243	Poly	600 x 450	26.90	<input type="checkbox"/>	—	
