











Use this Site survey form to help you identify required signs for your office, factory or worksite. Display signs to educate employees and visitors about company procedures and safety policies, and to warn of hazards. Brady products are manufactured under the QA standard ISO 9001:2000 and where possible the relevant Australian Standard. Further information is available in Brady's unique regulations foldout – located at the front of our latest Brady catalogue. As a general rule we recommend metal signs for outdoor use and poly signs for indoors. Customers should determine the most suitable size and material for their own application. Although Brady signs comply to AS1319:1994 and NZS 5807, we recommend that you consult your industry's relevant regulating body or specific Australian Standard to ensure that your business is compliant with all areas of safety. To use this form, simply tick the corresponding box for the sign(s) you require and note the quantity needed. A space has been provided so you can make note of alternative part numbers where the suggested sign material or size is not suitable. All part numbers are sold as each's unless specified otherwise.

To place your order fax the completed survey to your local Brady distributor or call our Customer Service Team on Free Phone 1800 620 816 for details of your nearest distributor.







Part Description <small>(Recommendation Only - For alternative sizes and materials refer to the page specified)</small>	Part No.	Page No.	Material	Size	List Price <small>(EX-GST)</small>	Tick box if Required	Qty	Comments Or Alternative Part No.
General Safety - Cleaning Areas & Floor Marking								
First Aid for Burns	844187	235	Laminated	580 x 830	62.90	<input type="checkbox"/>	---	
First Aid for Eyes	844189	235	Laminated	580 x 830	62.90	<input type="checkbox"/>	---	
Resuscitation	844190	235	Laminated	594 x 420	57.90	<input type="checkbox"/>	---	
Electric Shock	844393	235	Laminated	420 x 590	57.90	<input type="checkbox"/>	---	
Pipe Marking Chart	844394	-	Laminated	440 x 660	34.50	<input type="checkbox"/>	---	
Soft Tissue Injury	844395	235	Laminated	594 x 420	57.90	<input type="checkbox"/>	---	
Watch Your Step Floor Stand	841988	189	-	670 High	57.90	<input type="checkbox"/>	---	
Do Not Enter Cleaning In Progress (Any area where cleaning is in progress)	841990	189	-	670 High	57.90	<input type="checkbox"/>	---	
Floor marking tape to identify mandatory condition area's (Blue)	58221	-	B-725 Vinyl	76 x 33m	55.50	<input type="checkbox"/>	---	
Lunch And Meals Areas								
Boiling Water (Place on Hot water urns and heaters) (Pk of 5)	846814	271	SS Vinyl	125 x 90	19.50	<input type="checkbox"/>	---	
Boiling Water (Place on large commercial urns)	846069	271	SS Vinyl	250 x 180	12.50	<input type="checkbox"/>	---	
Hot Surface (Pack of 5)	848021	297	SS Vinyl	125 x 90	19.50	<input type="checkbox"/>	---	
No Smoking Smoke Free Act 2000 (NSW)	845560	264	Poly	225 x 300	20.50	<input type="checkbox"/>	---	
No Smoking	841837	263	Metal	300 x 225	23.50	<input type="checkbox"/>	---	
 								
Toilets And Shower Block Doors								
No Smoking (Place on toilet doors) (Pack of 5)	833326	297	SS Vinyl	125 x 90	19.50	<input type="checkbox"/>	---	
No Smoking (Place at entry point)	841837	263	Metal	300 x 225	23.50	<input type="checkbox"/>	---	
Open Door With Care	836650	271	SS Vinyl	250 x 180	12.50	<input type="checkbox"/>	---	
Beware Of Opening Door	836649	270	SS Vinyl	250 x 180	12.50	<input type="checkbox"/>	---	
Watch Your Step	840826	272	Poly	300 x 225	20.50	<input type="checkbox"/>	---	
								
Doors Without Windows								
Beware Of Opening Door	836649	270	SS Vinyl	250 x 180	12.50	<input type="checkbox"/>	---	
Open Door With Care	836650	271	SS Vinyl	250 x 180	12.50	<input type="checkbox"/>	---	
								
Doors Leading To Stairs								
Open Door With Care	836650	271	SS Vinyl	250 x 180	12.50	<input type="checkbox"/>	---	
Watch Your Step	840828	272	SS Vinyl	250 x 180	12.50	<input type="checkbox"/>	---	
Beware Of Opening Door	836649	270	SS Vinyl	250 x 180	12.50	<input type="checkbox"/>	---	
								
Stairs And Ladders								
Authorised Personnel Only	835253	262	Poly	600 x 450	28.50	<input type="checkbox"/>	---	
Danger Keep Out Authorised Personnel Only	842254	265	Poly	600 x 450	28.50	<input type="checkbox"/>	---	
Use Hand Rail	833234	272	Poly	450 x 180	22.90	<input type="checkbox"/>	---	
Face Ladder Climb Slowly	840860	270	Metal	450 x 300	25.50	<input type="checkbox"/>	---	
								

Part Description (Recommendation Only - For alternative sizes and materials refer to the page specified)	Part No.	Page No.	Material	Size	List Price (EX-GST)	Tick box if Required	Qty	Comments Or Alternative Part No.
Workshop And Plant Rooms/Machines (lathes,bench/pedestal grinders, drill press, milling machines etc.)								
Keep Hands Clear (Pack of 5)	840478	297	SS Vinyl	125 x 90	19.50	<input type="checkbox"/>	—	
Sharp Edges - Watch Your Fingers	840377	270	Poly	600 x 450	28.50	<input type="checkbox"/>	—	
Do Not Operate While Wearing Gloves Or Loose Clothing	840407	262	Poly	450 x 180	22.90	<input type="checkbox"/>	—	
Do Not Drink	841143	263	Poly	300 x 225	20.50	<input type="checkbox"/>	—	
Emergency Stop	842623	273	Poly	300 x 225	20.50	<input type="checkbox"/>	—	
Emergency Stop (Smaller labels Pack of 5)	848100	273	SS Vinyl	90 x 125	19.50	<input type="checkbox"/>	—	
Do Not Watch Welding Arc	835369	270	Poly	600 x 450	28.50	<input type="checkbox"/>	—	
Low Head Room	841393	271	Poly	300 x 225	20.50	<input type="checkbox"/>	—	
How To Lift	835677	284	Poly	600 x 450	28.50	<input type="checkbox"/>	—	
Danger Compressed Air	835138	265	Poly	600 x 450	28.50	<input type="checkbox"/>	—	
Danger Pinch Point	840504	268	Poly	600 x 450	28.50	<input type="checkbox"/>	—	
Danger 415V (Switchboards enclosures, control & junction boxes) (Pack of 5)	833342	296	SS Vinyl	125 x 90	19.50	<input type="checkbox"/>	—	
Sorbent Centre Empty (Single)	861409	158	-	-	499.00	<input type="checkbox"/>	—	
Dowel Rod	861413	158	-	381	35.00	<input type="checkbox"/>	—	
Multi-Purpose Absorbent	849038	160	-	380 x 46m	245.00	<input type="checkbox"/>	—	
Spill Control Soc General Maintenance	852693M	159	-	76 x 1.22m	156.00	<input type="checkbox"/>	—	
Spill Control Pillows General Maintenance	852695M	159	-	460 x 460	150.00	<input type="checkbox"/>	—	
Workshop And Plant Room Entry Points								
All Visitors Report To Office	840015	291	Metal	450 x 180	24.50	<input type="checkbox"/>	—	
No Entry / Authorised only (with picto)	834010	262	Metal	600 x 450	30.50	<input type="checkbox"/>	—	
Office	841559	293	Poly	450 x 180	22.90	<input type="checkbox"/>	—	
No Smoking	832312	263	Metal	600 x 450	30.50	<input type="checkbox"/>	—	
Danger Compressed Air	835138	265	Poly	600 x 450	28.50	<input type="checkbox"/>	—	
Electric Arc Welding In Progress	841381	270	Poly	600 x 450	28.50	<input type="checkbox"/>	—	
This Protective Equipment Must Be Worn Beyond This Point (With appropriate PPE discs)	-	261	Metal	900 x 600	69.50	<input type="checkbox"/>	—	
Foot Protection	833008	261	SS Vinyl	200 Dia	10.00	<input type="checkbox"/>	—	
Protective Clothing	833187	261	SS Vinyl	200 Dia	10.00	<input type="checkbox"/>	—	
Hearing & Eye Protection	834591	261	SS Vinyl	200 Dia	10.00	<input type="checkbox"/>	—	
Cylinders Must Be Chained	833189	261	SS Vinyl	200 Dia	10.00	<input type="checkbox"/>	—	
Danger Open Pit	832421	265	Metal	600 x 450	30.50	<input type="checkbox"/>	—	
Spill Control Station	841316	273	Poly	600 x 450	28.50	<input type="checkbox"/>	—	
Computer Controlled Equipment								
Danger Equipment Starts Automatically (Pack of 5)	838810	296	SS Vinyl	125 x 90	19.50	<input type="checkbox"/>	—	
Danger Equipment Starts Automatically	840458	268	Poly	600 x 450	28.50	<input type="checkbox"/>	—	
Danger Pinch Point (Pack of 5)	833294	296	SS Vinyl	125 x 90	19.50	<input type="checkbox"/>	—	
Danger Keep Hands Clear (Pack of 5)	838812	296	SS Vinyl	125 x 90	19.50	<input type="checkbox"/>	—	
Guards Must Be Used	841110	259	Poly	300 x 225	20.50	<input type="checkbox"/>	—	
Danger Automatically Controlled May Start At Any Time (Pack of 5)	840437	296	SS Vinyl	125 x 90	19.50	<input type="checkbox"/>	—	
Danger Automatically Controlled May Start At Any Time	840432	268	Poly	600 x 450	28.50	<input type="checkbox"/>	—	
Hot Work And/Or Hot Surfaces								
Danger Hot	840445	268	Metal	600 x 450	30.50	<input type="checkbox"/>	—	
Hot Surface (Pack of 5)	833286	297	SS Vinyl	125 x 90	19.50	<input type="checkbox"/>	—	
HOT (Pack of 5)	848021	297	SS Vinyl	90 x 125	19.50	<input type="checkbox"/>	—	
High Voltage Areas/Substations †								
Danger High Voltage (This is the recommended sign for entry gates)	832424	266	Metal	600 x 450	30.50	<input type="checkbox"/>	—	
Authorised Personnel Only	834733	262	Metal	600 x 450	30.50	<input type="checkbox"/>	—	
Danger High Voltage Keep Out	848093	-	Metal	600 x 450	30.50	<input type="checkbox"/>	—	
High Voltage Risk Of Electrocution Keep Out..etc.	848089	281	Metal	600 x 450	30.50	<input type="checkbox"/>	—	
Don't Touch Electrocution Hazard Picto (use in conjunction with 848093)	847354	266	Metal	450 x 450	29.50	<input type="checkbox"/>	—	
Danger Live Wires	835791	266	Poly	600 x 450	28.50	<input type="checkbox"/>	—	
Danger High Voltage Authorised Personnel Only	840879	266	Poly	600 x 450	28.50	<input type="checkbox"/>	—	
Danger 415 Volt (Switchboards & Control Boxes & Outlets) (Pack of 5)	833342	296	SS Vinyl	125 x 90	19.50	<input type="checkbox"/>	—	
Danger 240 Volt (Switchboards & Control Boxes & Outlets) (Pack of 5)	833343	296	SS Vinyl	125 x 90	19.50	<input type="checkbox"/>	—	
Danger High Voltage Overhead	835789	266	Poly	600 x 450	28.50	<input type="checkbox"/>	—	

† Please Note: to comply with the AS/NZS 3000:2000 Electrical Installation (Wiring Rules), purchase signs in 300x450 or larger to ensure the correct character height of text.

Part Description (Recommendation Only - For alternative sizes and materials refer to the page specified)	Part No.	Page No.	Material	Size	List Price (EX-GST)	Tick box if Required	Qty Alternative	Comments Or Part No.	
Boiler Rooms									
Danger Live Steam		841278	268	Poly	450 x 300	23.90	<input type="checkbox"/>		
Low Head Room		841393	271	Poly	300 x 225	20.50	<input type="checkbox"/>		
No Entry / Authorised only (with picto)		834010	262	Metal	600 x 450	30.50	<input type="checkbox"/>		
Manual Handling Areas									
Watch Your Step (Where trip hazards may be present)		840826	272	Poly	300 x 225	20.50	<input type="checkbox"/>		
Avoid Injury - Use Mechanical Means		842229	284	Poly	600 x 450	28.50	<input type="checkbox"/>		
Avoid Injury - Carrying		842230	284	Poly	600 x 450	28.50	<input type="checkbox"/>		
Avoid Injury - Lifting		842231	284	Poly	600 x 450	28.50	<input type="checkbox"/>		
Avoid Injury - Climbing		842232	284	Poly	600 x 450	28.50	<input type="checkbox"/>		
Avoid Injury - Jumping		842234	284	Poly	600 x 450	28.50	<input type="checkbox"/>		
Avoid Injury - Choose a comfortable working position		842235	284	Poly	600 x 450	28.50	<input type="checkbox"/>		
Avoid Injury - Twisting		842236	284	Poly	600 x 450	28.50	<input type="checkbox"/>		
How To Lift		835677	284	Poly	600 x 450	28.50	<input type="checkbox"/>		
Avoid Injury - Reaching		842233	284	Poly	600 x 450	28.50	<input type="checkbox"/>		
Loading Docks Load Ramps And Sale Yard Stock Ramps									
Do Not Climb on Or Jump Off Dock		835738	283	Poly	600 x 450	28.50	<input type="checkbox"/>		
This Gate Must Remain Closed When Not In Use		846131	276	Metal	600 x 450	30.50	<input type="checkbox"/>		
No Deliveries (Specify custom hours of operation)		847187	283	Metal	600 x 450	47.50	<input type="checkbox"/>		
Receiving Mon-Fri (Specify custom hours of operation)		847188	283	Metal	600 x 450	47.50	<input type="checkbox"/>		
Shipping & Receiving Mon-Fri (Specify custom hours of operation)		847189	283	Metal	600 x 450	47.50	<input type="checkbox"/>		
Maximum Allowable Shelf Load		835918	283	Poly	600 x 450	28.50	<input type="checkbox"/>		
Maximum Allowable Mezzanine Load		835914	283	Poly	600 x 450	28.50	<input type="checkbox"/>		
Forklift Operating Areas									
Watch Out Forklift Operating Area			841744	270	Poly	600 x 450	28.50	<input type="checkbox"/>	
Watch Out For Pedestrians			844439	272	Poly	600 x 450	28.50	<input type="checkbox"/>	
Forklifts Keep to Walking Pace Watch Out For Pedestrians	847431		282	Poly	600 x 450	28.50	<input type="checkbox"/>		
Do Not Travel With Raised Loads	843500		282	Poly	600 x 450	28.50	<input type="checkbox"/>		
10 KLM (Use Class 2 REF if night time Operation)	833941		164	C2 Ref.Alum	600 x 450	105.00	<input type="checkbox"/>		
10 KLM	833969		164	Metal	600 x 450	30.50	<input type="checkbox"/>		
5 KLM (Use Class 2 REF if night time Operation)	843210		164	C2 Ref.Alum	600 x 450	105.00	<input type="checkbox"/>		
5 KLM	843212		164	Metal	600 x 450	30.50	<input type="checkbox"/>		
No Riders	835920		263	Poly	600 x 450	28.50	<input type="checkbox"/>		
Blind Intersection Sound Horn	843527		259	Metal	450 x 300	25.50	<input type="checkbox"/>		
Pedestrians Keep To Marked Walkway	847426	282	Poly	600 x 450	28.50	<input type="checkbox"/>			
Yard Entry To Industrial Plants/Worksites									
No Entry		843577	164	C2 Ref.Alum	750 x 750	149.00	<input type="checkbox"/>		
NO Exit		841852	164	Metal	600 x 450	30.50	<input type="checkbox"/>		
NO Exit (Use Class 2 REF if night time Operation)		841853	164	C2 Ref.Alum	600 x 450	105.00	<input type="checkbox"/>		
Exit Only		841872	164	Metal	600 x 450	30.50	<input type="checkbox"/>		
Exit Only (Use Class 2 REF if night time Operation)		841873	164	C2 Ref.Alum	600 x 450	105.00	<input type="checkbox"/>		
Enter Only		841870	164	Metal	600 x 450	30.50	<input type="checkbox"/>		
Enter Only (Use Class 2 REF if night time Operation)		841871	164	C2 Ref.Alum	600 x 450	105.00	<input type="checkbox"/>		
Alcohol Not Permitted On Site		832437	262	Metal	600 x 450	30.50	<input type="checkbox"/>		
Parking Areas									
Visitor Parking (Reflective) ←			832760	167	C2 Ref.Alum	450 x 300	79.90	<input type="checkbox"/>	
Visitor Parking ←	832761		167	Metal	450 x 300	25.50	<input type="checkbox"/>		
Visitor Parking (Reflective) →	832769		167	C2 Ref.Alum	450 x 300	79.90	<input type="checkbox"/>		
Visitor Parking →	832770		167	Metal	450 x 300	25.50	<input type="checkbox"/>		
Visitor Parking (Reflective)	832771		167	C2 Ref.Alum	450 x 300	79.90	<input type="checkbox"/>		
Visitor Parking	832772		167	Metal	450 x 300	25.50	<input type="checkbox"/>		
Building Sites									
Site Office		840019	277	Metal	600 x 450	30.50	<input type="checkbox"/>		
All Visitors Must Report To Site Office		842144	277	Metal	600 x 450	30.50	<input type="checkbox"/>		
Visitors Parking		833986	277	Metal	450 x 300	25.50	<input type="checkbox"/>		
Lunch Room		839160	277	Poly	450 x 300	23.90	<input type="checkbox"/>		
Watch Out For Pedestrians (2 REF if night time Operation)		844440	277	Metal	600 x 450	30.50	<input type="checkbox"/>		
This Protective Equipment Must Be Warn On This Site		846122	260	Flute	900 x 600	34.90	<input type="checkbox"/>		
Empty Cylinders		835121	277	Poly	450 x 300	23.90	<input type="checkbox"/>		

Part Description (Recommendation Only - For alternative sizes and materials refer to the page specified)	Part No.	Page No.	Material	Size	List Price (EX-GST)	Tick box if Required	Qty Alternative	Comments Or Part No.
Building Sites Continued								
Full Cylinders	835120	277	Poly	450 x 300	23.90	<input type="checkbox"/>		
(Warning) Overhead Crane	832093	271	Metal	600 x 450	30.50	<input type="checkbox"/>		
Danger High Voltage Overhead	835789	266	Poly	600 x 450	28.50	<input type="checkbox"/>		
Danger Compressed Air	835138	265	Poly	600 x 450	28.50	<input type="checkbox"/>		
Sign Stand	842250	169	Zinc Plated	800 x 800	76.50	<input type="checkbox"/>		
Danger Workers Above	835818	265	Poly	600 x 450	28.50	<input type="checkbox"/>		
Danger Workers Below	835820	265	Poly	600 x 450	28.50	<input type="checkbox"/>		
Danger Construction Site Keep Out Authorised Personnel Only	832438	265	Metal	600 x 450	30.50	<input type="checkbox"/>		
Authorised Personnel Only	835253	262	Poly	600 x 450	28.50	<input type="checkbox"/>		
All Electrical Leads & Power Tools Must Be Checked & Tagged Before Being Used On site	832430	277	Metal	600 x 450	30.50	<input type="checkbox"/>		
Danger Keep All Leads 2.5m Above Floor or Ground Level	840106	265	Metal	600 x 450	30.50	<input type="checkbox"/>		
Danger Open Hole	847795	278	C2 Ref.Metal	600 x 450	75.00	<input type="checkbox"/>		
Danger High Voltage Overhead	840875	266	Metal	600 x 450	30.50	<input type="checkbox"/>		
Danger Underground Cables	840891	266	Metal	600 x 450	30.50	<input type="checkbox"/>		
Danger Confined Space	841773	266	Metal	600 x 450	30.50	<input type="checkbox"/>		
Danger Deep Excavation	832446	265	Metal	600 x 450	30.50	<input type="checkbox"/>		
Danger Look Out For Moving Vehicles	832576	265	Metal	600 x 450	30.50	<input type="checkbox"/>		
Do Not Drink	841143	263	Poly	300 x 225	20.50	<input type="checkbox"/>		
No Riders	835920	263	Poly	600 x 450	28.50	<input type="checkbox"/>		
Do Not Travel With Raised Loads	843500	282	Poly	600 x 450	28.50	<input type="checkbox"/>		
Blind Intersection Sound Horn	843527	282	Metal	450 x 300	25.50	<input type="checkbox"/>		
Low Head Room	841393	271	Poly	300 x 225	20.50	<input type="checkbox"/>		
Confined Spaces								
Danger Confined Space	841773	266	Metal	600 x 450	30.50	<input type="checkbox"/>		
No Entry Without A Confined Space Permit	835225	262	Poly	600 x 450	28.50	<input type="checkbox"/>		
Hazchem Sites/Dangerous Goods								
Hazchem (On Vehicle Entry Points To Site)	832041	155	Metal	600 x 125	26.50	<input type="checkbox"/>		
MSDS Located Here	841311	273	Poly	600 x 450	28.50	<input type="checkbox"/>		
MSDS Folder	58678	156	Binder	3 Ring	34.50	<input type="checkbox"/>		
Manifest Cabinet (where required)	845557	156	Steel	500x400x130	545.00	<input type="checkbox"/>		
No Entry / Authorised only	834010	262	Metal	600 x 450	30.50	<input type="checkbox"/>		
No Food Or Drink In This Area	835209	263	Poly	450 x 300	23.90	<input type="checkbox"/>		
Combustible Liquid	845851	155	Metal	1500 x 150	63.90	<input type="checkbox"/>		
Flammable Liquid Storage Areas								
Danger No Smoking Flammable Liquids Keep Fire Away	842710	269	Poly	600 x 450	28.50	<input type="checkbox"/>		
Do not use Mobile Phones	835224	262	Poly	450 x 300	23.90	<input type="checkbox"/>		
Flammable Liquid 3 Diamond	842807	153	Poly	250 Sq	20.90	<input type="checkbox"/>		
Toxic & or Flammable vapors may be present (Entrances and/or Approaches)	845875	272	Poly	450 x 300	23.90	<input type="checkbox"/>		
LPG Storage Areas								
Danger No Smoking Flammable Gases Keep Fire Away	840540	269	Poly	600 x 450	28.50	<input type="checkbox"/>		
Do not use Mobile Phones	835224	262	Poly	450 x 300	23.90	<input type="checkbox"/>		
Flammable Gas 2 Diamond	842803	153	Poly	250 Sq	20.90	<input type="checkbox"/>		
All Cylinders Must Be Chained	835046	259	Poly	600 x 450	28.50	<input type="checkbox"/>		
Combustible Liquids Storage Areas								
Danger No Smoking Flammable Gases Keep Fire Away	840540	269	Poly	600 x 450	28.50	<input type="checkbox"/>		
Danger No Smoking Combustible Liquids Keep Fire Away	841169	269	Poly	600 x 450	28.50	<input type="checkbox"/>		
Oxygen Storage Areas								
Oxidizing Gas 2 Diamond	842805	153	Poly	250 Sq	20.90	<input type="checkbox"/>		
All Cylinders Must Be Chained	835046	259	Poly	600 x 450	28.50	<input type="checkbox"/>		
Argoshield Storage Areas								
Non Flammable Non Toxic Gas 2 Diamond	842804	153	Poly	250 Sq	20.90	<input type="checkbox"/>		
All Cylinders Must Be Chained	835046	259	Poly	600 x 450	28.50	<input type="checkbox"/>		

Part Description (Recommendation Only - For alternative sizes and materials refer to the page specified)	Part No.	Page No.	Material	Size	List Price (EX-GST)	Tick box if Required	Qty	Comments Or Alternative Part No.
Acetylene Storage Areas								
All Cylinders Must Be Chained Flammable Gas 2 Diamond		835046	259	Poly	600 x 450	28.50	<input type="checkbox"/>	
		842803	153	Poly	250 Sq	20.90	<input type="checkbox"/>	
Battery Charging Areas								
Danger Battery Charging / Charge must be shut off before etc. (Dual Sign) Danger Battery Charging / No Smoking or Naked Flames (Dual Sign) Corrosive 8 Diamond Battery Safety Do's And Don'ts		842858	269	Poly	600 x 450	28.50	<input type="checkbox"/>	
		842865	269	Poly	600 x 450	28.50	<input type="checkbox"/>	
		842819	153	Poly	250 Sq	20.90	<input type="checkbox"/>	
		846390	282	Metal	720 x 450	35.90	<input type="checkbox"/>	
Compressed Air Areas - (where compressed air is used as a hand-held blower)								
Danger Compressed Air (Every Outlet) (Pack of 5) Compressed Air Pipe Marking (Pack of 10) Danger Compressed Air Serious Injury Or Death		842508	296	SS Vinyl	125 x 90	19.50	<input type="checkbox"/>	
		877277	144	SS Vinyl	31 x 475	27.90	<input type="checkbox"/>	
		835138	268	Poly	600 x 450	28.50	<input type="checkbox"/>	
Emergency Information / Response								
MSDS located Here		841311	273	Poly	600 x 450	28.50	<input type="checkbox"/>	
Spill Control Station		841316	273	Poly	600 x 450	28.50	<input type="checkbox"/>	
Spill Kaddie - General Maintenance		853631	160	-	-	999.00	<input type="checkbox"/>	
Spill Kaddie - Oil Only		853632	160	-	-	999.00	<input type="checkbox"/>	
Spill Kaddie - Chemical		853633	160	-	-	999.00	<input type="checkbox"/>	
Emergency Stretcher		841536	273	Metal	450 x 300	25.50	<input type="checkbox"/>	
Emergency Assembly Point		832491	274	Metal	600 x 450	30.50	<input type="checkbox"/>	
Exit - New BradyGlo non-electric		90887	-	Wall Mount	200 x 380	236.50	<input type="checkbox"/>	
Exit Light Single Sided - Electric		842466	254	Wall Mount	218x374x72	189.00	<input type="checkbox"/>	
Emergency Eye Wash		832190	273	Metal	600 x 450	30.50	<input type="checkbox"/>	
Emergency Eye & Shower Wash		832379	273	Metal	600 x 450	30.50	<input type="checkbox"/>	
Eye Shower Crash Pack 100ml		856751	250	-	-	6.80	<input type="checkbox"/>	
Wall Plate to suit 100ml		856753	250	-	-	40.00	<input type="checkbox"/>	
Eye Shower Crash Pack 500ml		856750	250	-	-	12.10	<input type="checkbox"/>	
Wall Plate to suit 500ml		856752	250	-	-	40.00	<input type="checkbox"/>	
Emergency Telephone		832381	273	Metal	450 x 300	25.50	<input type="checkbox"/>	
Emergency Shower		835325	273	Poly	450 x 300	23.90	<input type="checkbox"/>	
Fire Fighting Equipment								
Notice Of Offences Regulations Relating To Fire Exits		832887	255	Poly	250 x 180	17.50	<input type="checkbox"/>	
Fire Alarm		834061	255	Metal	600 x 450	30.50	<input type="checkbox"/>	
Fire Blanket		835971	255	Metal	450 x 300	25.50	<input type="checkbox"/>	
Fire Fighting Water Pipe Marking (Pack of 10)		860056	144	SS Vinyl	31 x 475	27.90	<input type="checkbox"/>	
Fire Fighting Water Pipe Marking (Pack of 10)		890455	144	SS Vinyl	57 x 475	33.50	<input type="checkbox"/>	
Fire Hydrant & Hose Reel		835972	255	Metal	600 x 450	30.50	<input type="checkbox"/>	
Fire Hose Reel		834067	255	Metal	600 x 450	30.50	<input type="checkbox"/>	
First Aid Areas								
First Aid (Outside First Aid room)		832185	273	Poly	600 x 450	28.50	<input type="checkbox"/>	
First Aid (On Commercial Vehicles) (Pack of 5)		840046	297	SS Vinyl	125 x 90	19.50	<input type="checkbox"/>	
First Aid Station (Above First aid Station)		840000	273	Poly	600 x 450	28.50	<input type="checkbox"/>	
National First Aid Kit Wallmount 1-25		863331	240	-	-	240.00	<input type="checkbox"/>	
National First Aid Kit Portable 1-25		863332	240	-	-	235.00	<input type="checkbox"/>	
National First Aid Kit Softpack 1-25		863333	240	-	-	245.00	<input type="checkbox"/>	